

# HealthNet.com

## THE FAST AND EASY WAY TO MANAGE YOUR HEALTH

As a Health Net member, you have access to many tools and resources to help you manage your health plan and improve your health – all at your fingertips!



### Get more done online

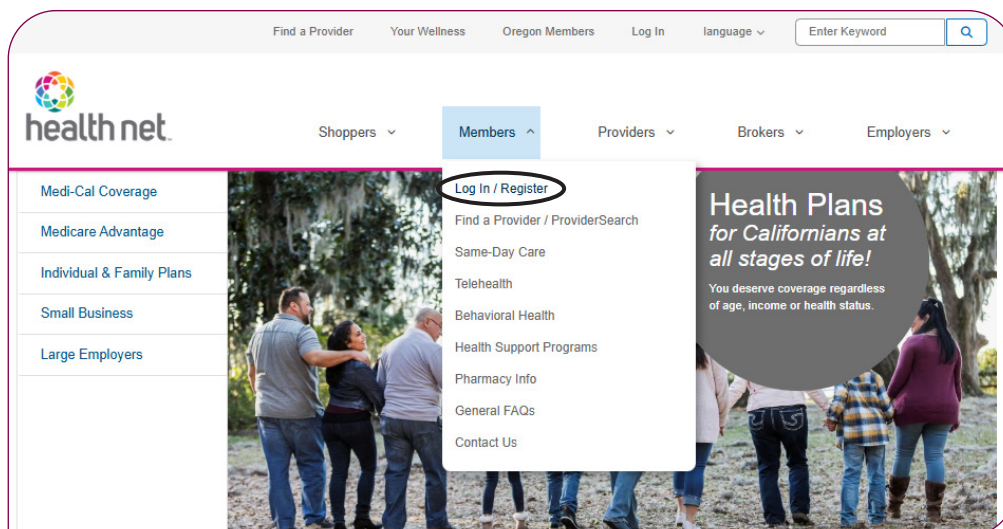
Get the information you need quickly and easily at HealthNet.com. Its mobile-friendly design is easy to use on-the-go.

- Find an urgent care center, doctor or hospital with Find a Provider
- Learn about same-day care options
- Change your PCP (HMO members)
- Access your digital ID card or order a new one
- Access health and wellness programs and resources
- View your benefit details


And much more.

## Get started in three simple steps

- 1 Visit **www.healthnet.com** and select the *Members* option, and then select *Log in / Register*.



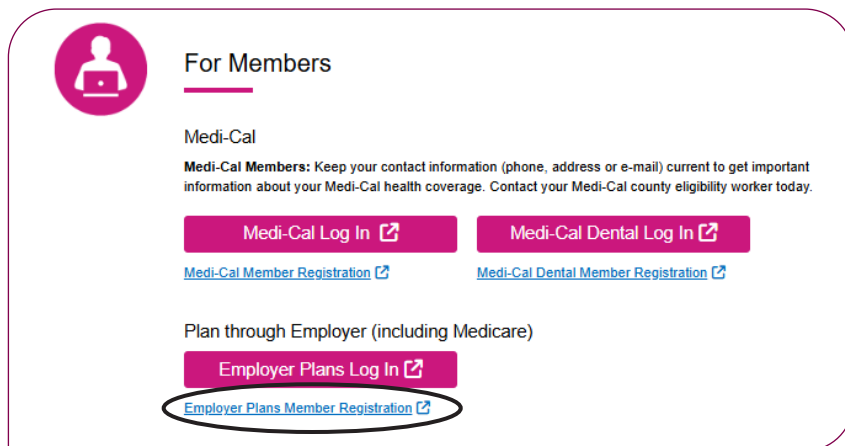
To access your member ID card online, log in to your account and select **ID Card**. Follow the instructions to print a temporary card or order a new one.



(continued)

2

Select the plan you have by going to the *Employer Plans Member Registration* link under *Plan through Employer (including Medicare)*.

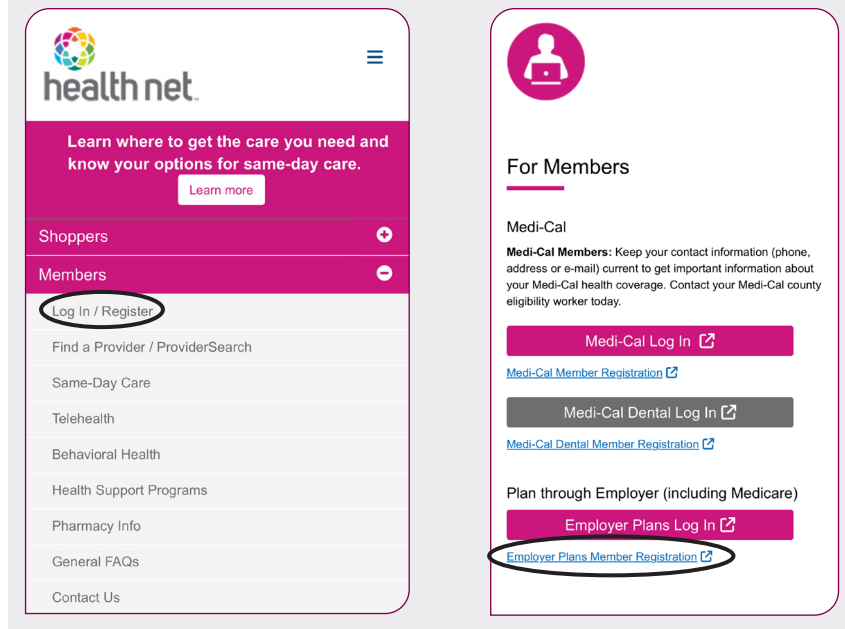


3

Follow the easy steps to complete your registration.

That's all there is to it! Once you've signed up, you'll see a login screen. Plus, you'll receive an email that confirms you are registered.

**Note:** You can register using either desktop or mobile devices. For mobile, select the “plus” sign next to *Members* and go to the *Log In* option. Then, under *Plan through Employer (including Medicare)*, choose *Employer Plans Member Registration*.



Unlock Your Health & Wellness Benefits – Register Today!

